

Making Our World Better



Content Area(s):

- language
- social studies
- technology

Objectives:

In this section students:

- navigate Web sites and find required information.
- identify some of the characteristics and elements of our nation.
- complete a Web diagram for themselves and another person.
- identify ways to keep their community healthy and help save the environment.

Materials Required:

- computer with Internet access
- pencil or pen

Web Site(s):

- Students need to access the TCR Web page for the *My Community* book at:

<http://www.teachercreated.com/books/3404>

- Students then click on the link to the page on which they are working.
- Allow the children time to familiarize themselves with the Web site before starting the activity sheets.

Time:

- Approximately 30 minutes per lesson

Teaching Tips and Suggestions:

The ABCs of Our Nation (page 11)

- Some of the words may be difficult for the students so you may want to go over them as a class.
- Have a discussion about what the United States means to them.

What Makes Us Special? (page 12)

- This can be a good classroom community-building activity.
- Discuss the importance of having many different types of people in a community to get all the necessary jobs done.

How You Can Help (page 13)

- Have students discuss what they know about the environment.
- Challenge students to do the suggestions on this Web site for a week and have each student keep a journal of what he or she did and how he or she felt about it.


Name _____

The ABCs of Our Nation

Go to <http://www.teachercreated.com/books/3404>

Click on **Page 11, Site 1**

- ⇒ Click on each letter that is shown below to find out more about our nation. Use the Web site to discover what each letter stands for and explain it on the lines below. You can click on the small letters at the bottom of each page to go to the next letter.



O is for _____

U is for _____

R is for _____

N is for _____

A is for _____

T is for _____

I is for _____

O again is still for _____

N again is still for _____

Extra! Now write an acrostic like this one for your name on the back of this paper. Use words that describe yourself.

What Makes Us Special?

Go to <http://www.teachercreated.com/books/3404>

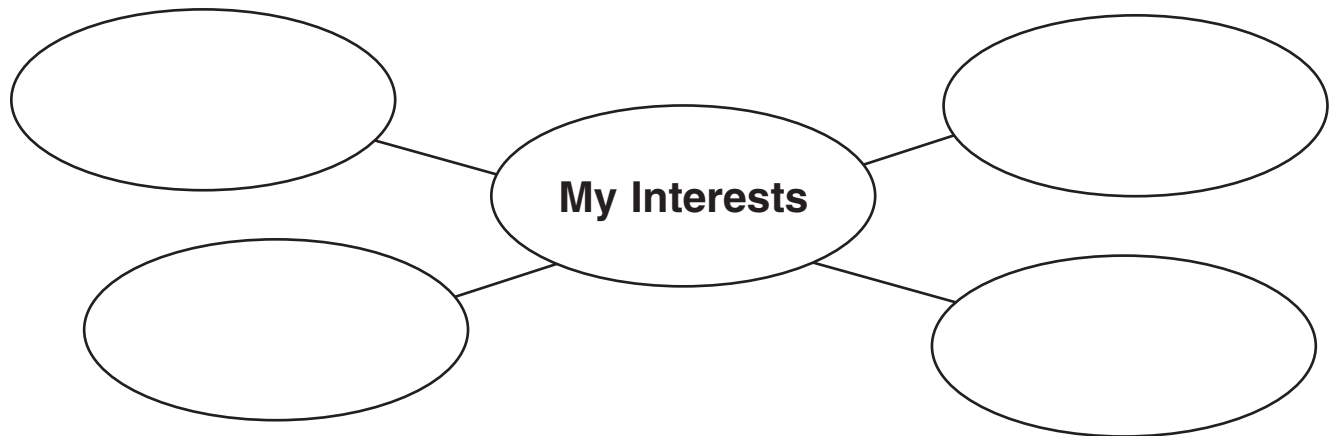
Click on **Page 12, Site 1**

⇒ Read “The New Kid in Town” and fill in the blanks below.

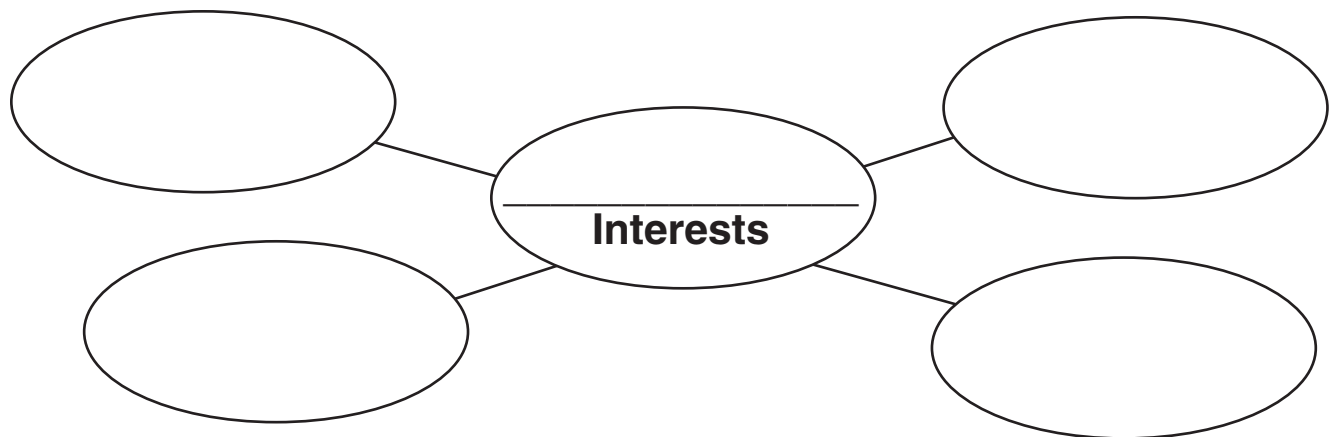
1. Each of us has _____ and _____ that make us special.

⇒ Click on the link for **Before You Read: What Makes Us Special?**

2. Make a web here about your interests.



3. Every person in a community is special. Share your web with a friend and make one for his or her interests.



Extra! Explore some of the other links on this page.

Name _____

How You Can Help

Go to <http://www.teachercreated.com/books/3404>

Click on **Page 13, Site 1**

⇒ Click on each of the number cards on the Web site to see the secret message about how you can help keep your community healthy and save the environment. After reading the information, answer the questions below.

1. Card number one says that you should

2. What can you do with trash and recyclables?

3. What should you do when you leave a room?

4. What is the right thing to do at school, at home, at the park, and everywhere you go?

5. How can you help Earth stay clean?

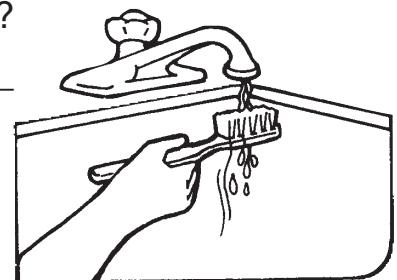
6. What keeps going and going? _____

7. What should you do sometimes instead of riding in a car? _____

8. What should you do when you are brushing your teeth?

9. How can you save half the amount of water you use?

10. What should you cut so that fish and other animals do not get caught in them?



Extra! Check out some of the links to this site. They are GREAT!

Answer Key

Page 7—Your Neighborhood

1. post office, fire station, school, police station, hospital, library; 2. letter carrier; 3. Answers will vary; 4. They put out fires and respond to emergencies; 5. Get out, meet your family where it is safe, call 9-1-1; 6. teacher, principal, guidance counselor, teacher's aide, nurse, librarian; 7. school and public libraries; 8. They keep neighborhoods safe, make sure people follow rules, direct traffic, and/or solve crimes.

Page 8—Visit the Zoo

1. water; 2. crabs, seahorses, sharks, and starfish; 3. to eat and drink; 4. giraffe; 5. "horse of the river"; 6. in a pouch on her stomach; 7. kangaroo and koala; 8. reindeer; 9. wolf, polar bear, or hare.

Page 9—Kids Town

Answers will vary.

Page 11—The ABCs of Our Nation

O=oath, U=United States of America, R=rights, N=national anthem, A=armed forces, T=tax, I=independence, O=oath, N=national anthem.

Page 12—What Makes Us Special?

Answers will vary.

Page 13—How You Can Help

1. play outside; 2. make crafts; 3. turn off the lights; 4. pick up trash; 5. plant things; 6. rechargeable batteries; 7. walk or ride a bike; 8. turn off the water; 9. take a quick shower instead of a bath; 10. six-pack beverage container rings.

Page 15—Around Your House

Answers will vary.

Page 16—Use Your Head

1. helmets; 2. hold an adult's hand; 3. Answers will vary; 4. it protects the brain from injury; 5-6. Answers will vary.

Page 17—Stay Safe

1. remain calm, find an adult, call 9-1-1 and state the problem and wait for instructions; 2. Answers will vary; 3. Answers will vary; 4. Dial 9-1-1 or "0" for operator. State the problem briefly. Give your full name and address. Remain on the telephone. Don't hang up until you are told to do so; 5. false, true, true; 6. play in groups, follow rules, watch out for glass and other dangers, don't chase balls out into the street, and let your parents know where you are going to be.

Page 18—Danger Around Town

In any order: 1. don't stand too close to strangers; 2. don't get into a car with a stranger; 3. don't take shortcuts through dark places by yourself; 4. don't let strangers take your photo; 5. don't go into buildings with strangers; 6. don't run out into the street without looking both ways; 7. don't cross between two parked cars; 8. pay attention when crossing the road.

Page 20—Welcome to My Community

1. tomatoes, gas, medicine, furniture, house, basketball, movie ticket, milk, magazine, new car, and bicycle; 2. go to a movie, catch a train, play tennis, fly a kite, eat Chinese food, and take a taxi; 3-5. Answers will vary.

Page 21—Getting Around

1. walk, bus, cars, trains; 2. Answers will vary.

Page 22—Jobs in the Community

Answers will vary.

Page 24—Joshua's Family

1-2. Answers will vary; 3. plays sports, meets with friends, watches cows being milked, plays on the farm, etc.; 4. Answers will vary.

Page 25—Ivona's Family

1. Romania; 3. 22,400,000; 4. Bucharest; 5. her dad, mom, and little brother Remy; 6. Answers will vary; 7. a person born in one country who move to another to start a new life; 8. Answers will vary; 9. They hope to go back to Romania someday.

Page 26—Simon's Family

1. his mom, grandma, dad, stepmother, and half sister; 2. Answers will vary; 3. collects recycling bottles.