

# Putting Together *Ellis Island*

## Materials

For each student you will need:

- a copy of the cover and the text pages
- copies of the templates
- copies of the illustrations
- one sheet of light blue construction paper
- 3 sheets of dark blue construction paper
- glue

## Assembly Directions for the Layered Book

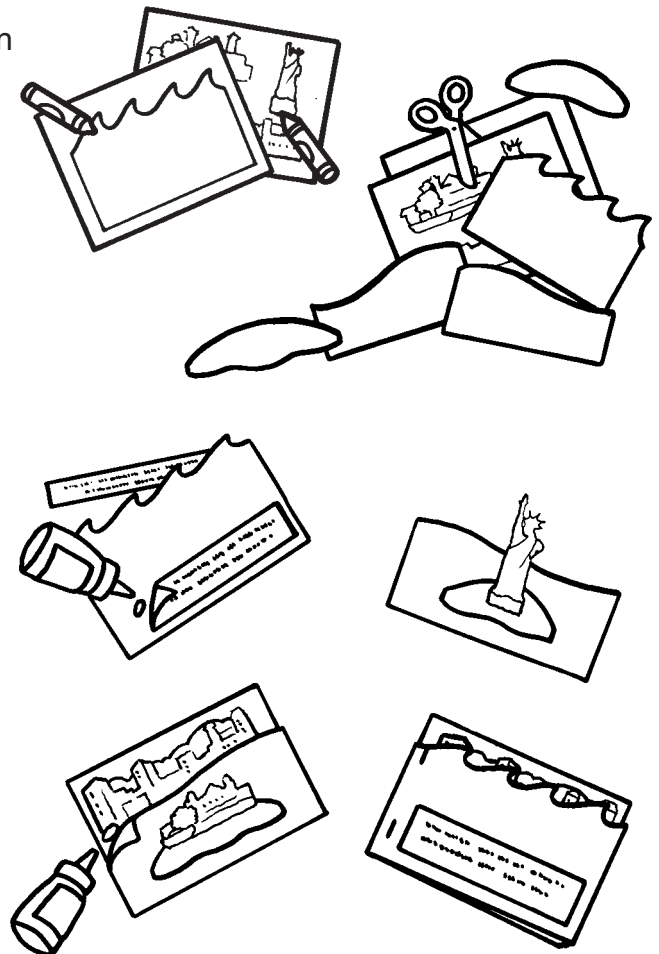
1. Color the illustrations.
2. Cut out the cover, the illustrations, and each template.
3. Trace the rectangle onto the light blue paper and the three ocean pages onto the dark blue paper.
4. Cut out each piece of construction paper after the templates have been traced.
5. Attach the text to the construction paper as follows:

**Piece 1:** Glue the text of page 1 to the bottom of the largest piece of ocean. Turn the piece over and glue the text for page 2 at the bottom.

**Piece 2:** Glue the Statue of Liberty to a smaller piece of ocean. Turn the piece over and glue the text for page 4 at the bottom.

**Piece 3:** Attach the other small piece of ocean to the light blue piece of construction paper (sky), lining up the bottoms and the side edges. Place the glue for this ocean piece on the sides, not the top. Slide the skyline behind the top edge of the ocean and glue it in place. Place Ellis Island in the ocean, toward the bottom of page 5.

6. Layer from back to front as follows: Ellis Island, Statue of Liberty, page 1, then cover. Make sure the left and bottom edges are together.
7. Staple down the left side of the booklet.



# Ellis Island

## Text for the Ellis Island Layered Book

Imagine what it was like to be an immigrant on a trip to America in the late 1800s or early 1900s. From the ship that was taking you to the “land of the free,” all you would see for days and days would be the ocean. 1


You and other excited people would finally spot land in the New York Harbor. You would also see a familiar face to all of us, the Statue of Liberty, on Liberty Island. 2

Your ship would dock at Ellis Island, the first stop for all immigrants. There, Americans would greet you and give you a medical examination, ask questions, and look at your legal documents. If you passed all the examinations, you would begin your new life in the United States. 3

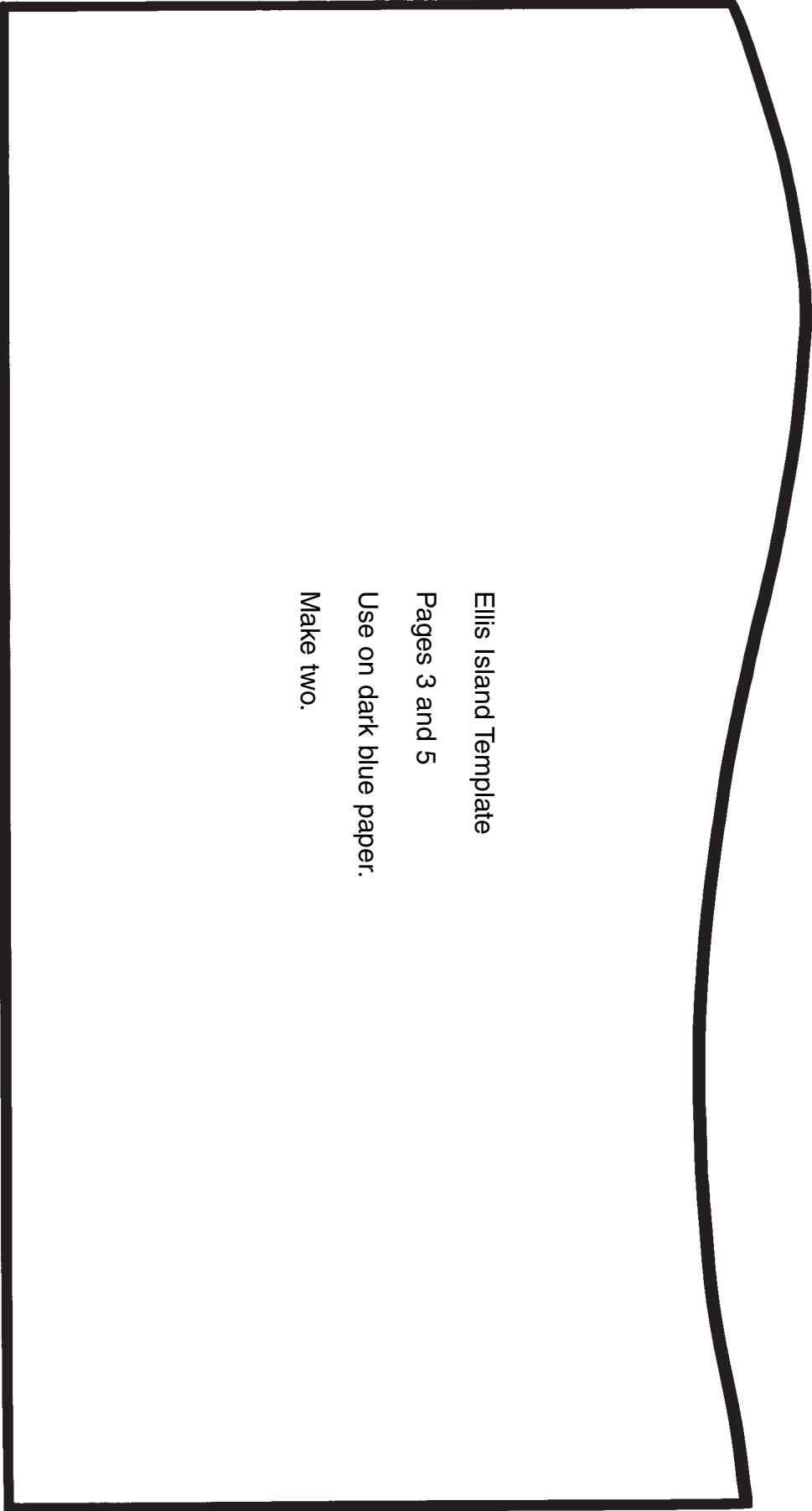


**Ellis Island**

**Cover**




Ellis Island Cover Template  
Copy onto dark blue paper.




Ellis Island Template  
Pages 3 and 5  
Use on dark blue paper.  
Make two.

# Ellis Island Templates



**Island Template, page 3**




**Island Template, page 5**

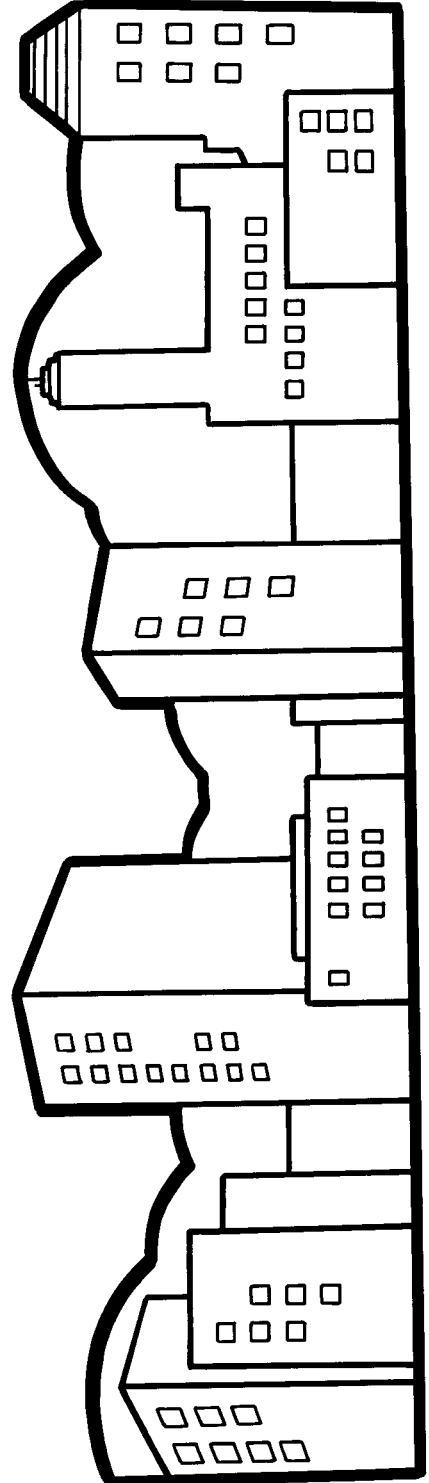
# Ellis Island Illustrations



Statue of Liberty, page 3



Ellis Island, page 5



New York Skyline, page 5