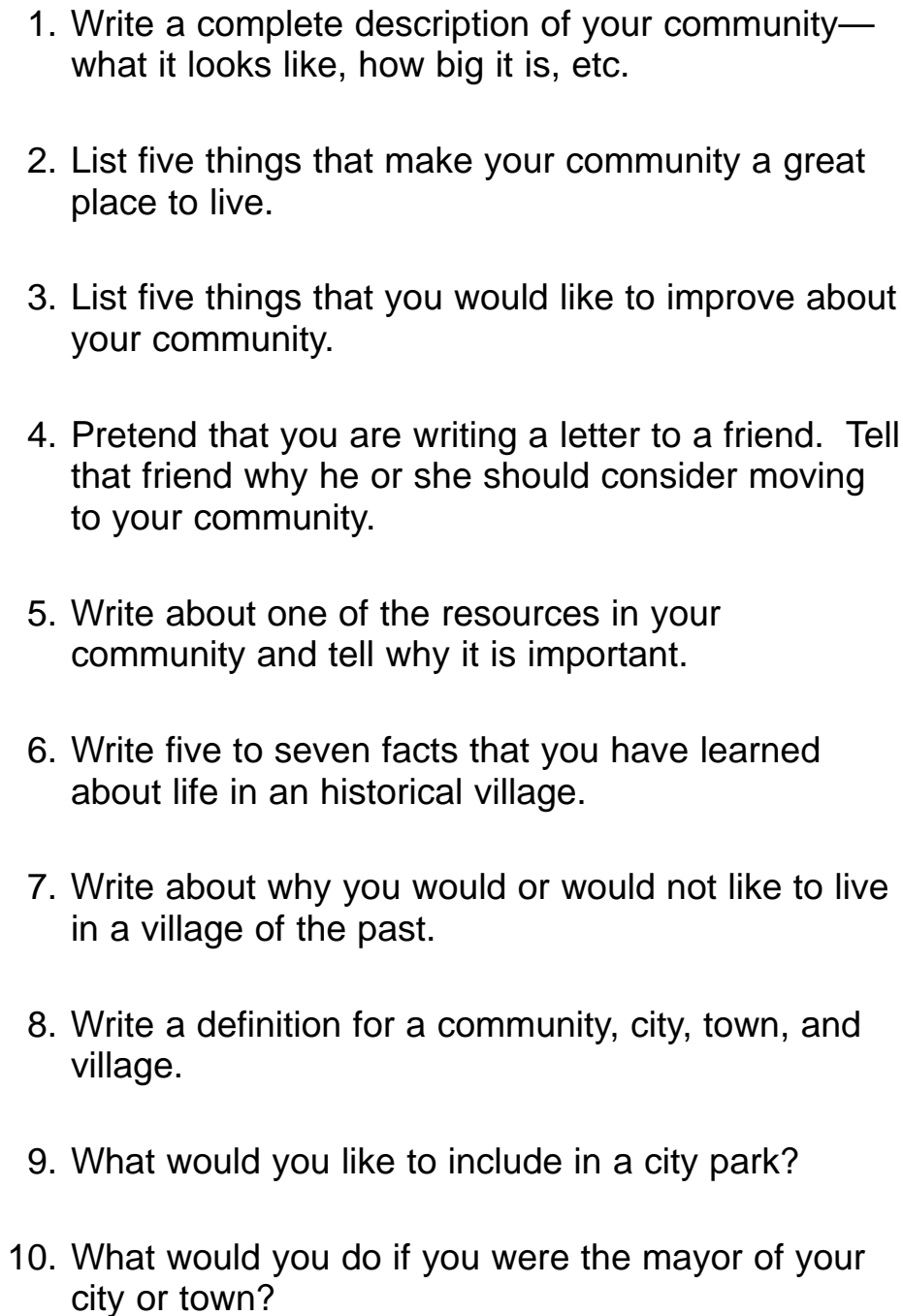


# Daily Journal Topics: My Community

- 
1. Write a complete description of your community—what it looks like, how big it is, etc.
  2. List five things that make your community a great place to live.
  3. List five things that you would like to improve about your community.
  4. Pretend that you are writing a letter to a friend. Tell that friend why he or she should consider moving to your community.
  5. Write about one of the resources in your community and tell why it is important.
  6. Write five to seven facts that you have learned about life in an historical village.
  7. Write about why you would or would not like to live in a village of the past.
  8. Write a definition for a community, city, town, and village.
  9. What would you like to include in a city park?
  10. What would you do if you were the mayor of your city or town?

Name \_\_\_\_\_ Date \_\_\_\_\_

# City Facts

1. The name of my city or town is \_\_\_\_\_.
2. It was established in the year \_\_\_\_\_.
3. The area that includes my city is (circle one): **urban**    **suburban**    **rural**.
4. The current population of my city is \_\_\_\_\_.
5. The mayor of my city is \_\_\_\_\_.
6. The location of our city hall is \_\_\_\_\_.
7. Our city motto is \_\_\_\_\_.
8. Some of our important businesses and industries are \_\_\_\_\_.
9. Our city has the following (circle all that apply): **hospital, movie theater, police station, fire station, radio station, post office**.
10. The major city closest to us is \_\_\_\_\_.
11. Some cities have special yearly events like parades or fairs. In our city we have \_\_\_\_\_.
12. My favorite place in my city is \_\_\_\_\_. Draw your favorite place in the space below.

# Our Community

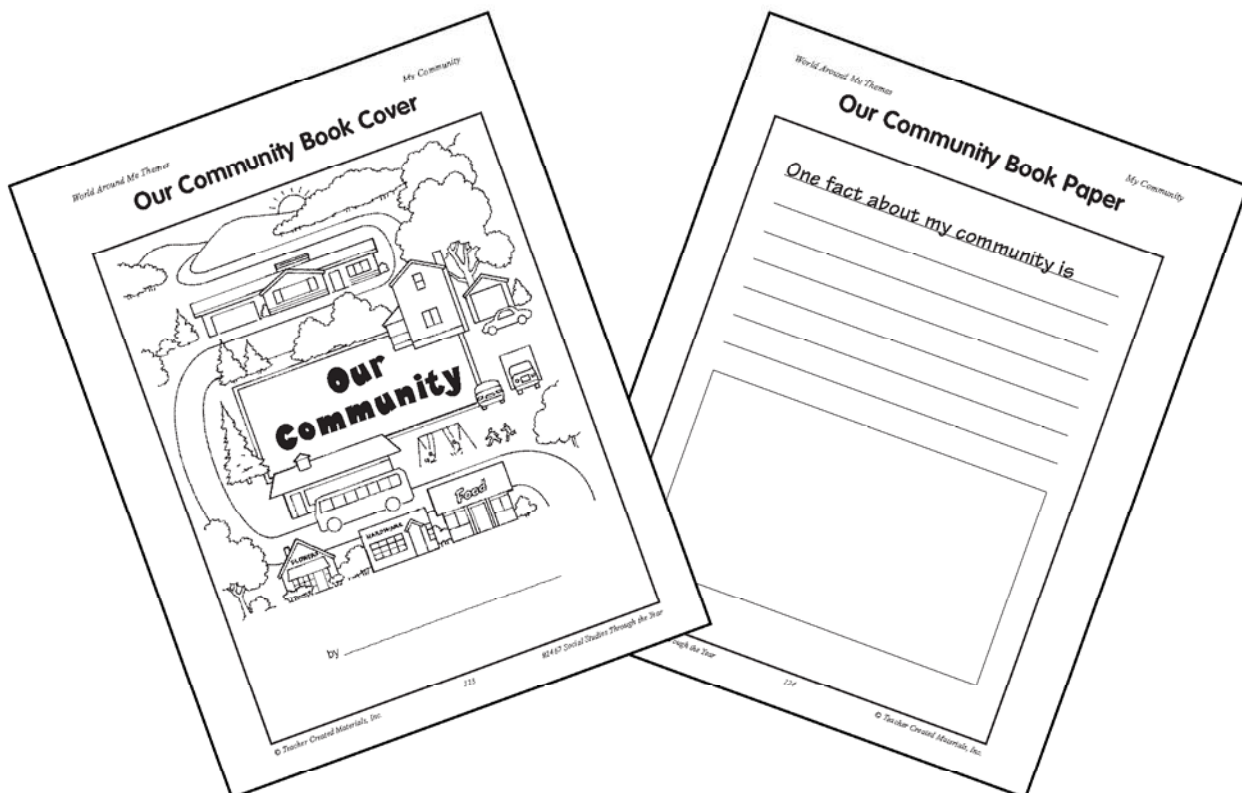
**Purpose:** Children will each create a page for a class book titled Our Community. Each page will feature an interesting fact about the community.

## Materials


- Our Community Book Cover (page 123)
- Our Community Book Paper (page 124)
- pencils, markers, crayons
- information gathered about the community from the city council, city hall, and other sources

**Preparation:** Reproduce the lined paper for the children to write on. You will need one page for each student (additional pages if you plan on doing a first draft and a final copy). Reproduce one front cover for the class book and color with markers. Mount the cover on a piece of tagboard and cut a back cover in the same shape. Laminate the covers for durability.

**Instructions:** Each student will write an interesting fact about the community on the lined paper. An illustration is then added in the space below the lines.



# Our Community Book Cover



by \_\_\_\_\_

# Our Community Book Paper

One fact about my community is \_\_\_\_\_

---

---

---

---

---

---

---

