

# Butterfly Eggs


The children may know that butterflies start out as eggs on a leaf. But do they know that butterfly eggs come in a variety of sizes, colors, and shapes? Learn about butterfly eggs. This page contains some introductory lessons and hands-on experiences.

## Background Information

Butterfly eggs look different from any other type of egg. They can be green, red, blue, yellow, or brown. Some eggs are round like balls, while others are shaped like little barrels, pancakes, or pickles. Usually their shells are decorated with lines and dots that cannot be seen except through a magnifying lens. The butterfly mother uses a natural glue to attach her eggs to a leaf or fasten them to a twig so they will not fall to the ground. Many butterflies lay one egg at a time, while still others deposit hundreds of them side by side in neat rows.

## Experiences

- Find a leaf. Glue a small white bean to the leaf. Show it to the children and explain that all butterflies start out as eggs on a leaf. Tell the class that a butterfly mother always puts her eggs on a leaf that is her favorite food so that when her eggs hatch there will be plenty of food for her babies to eat.
- Tell the children that butterfly eggs are very hard to see because they are so small. Explain that butterfly eggs come in many different shapes and sizes. Show the children several pictures of butterfly eggs (see page 62). Explain to them that some eggs are round, some are shaped like cones, some look like gumdrops, and some look like pickles.
- Let the children make some butterfly eggs. You will need modeling clay or homemade dough in green, blue, red, and yellow. Direct the children to make a gumdrop shape with the green dough. Tell them that this is a Painted Lady butterfly egg. Continue in the same manner with the remaining colored clay:
  - blue pickle shape for egg of the *Common Blue butterfly*
  - red cone shape for the egg of the *Monarch butterfly*
  - yellow tire shape for the egg of the *Spring Azure butterfly*




# Butterfly Eggs (cont.)


See page 61 for suggested use.



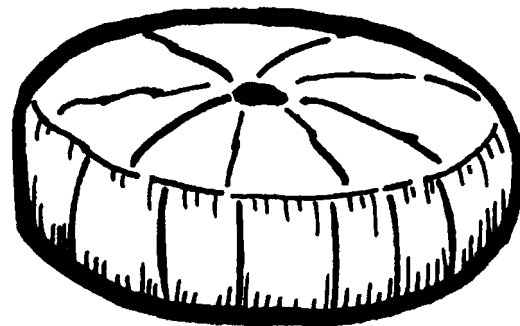
**Painted Lady Butterfly**



**Common Blue Butterfly**



**Monarch Butterfly**



**Spring Azure Butterfly**