

# Noun-mania

## Activity:

Students will list as many nouns as they can in five minutes.

## Materials:

- tagboard
- noun sheet (page 102; 1 per student)
- laminating machine (optional)
- permanent markers
- pencils
- scissors (one per student)

## Preparation:

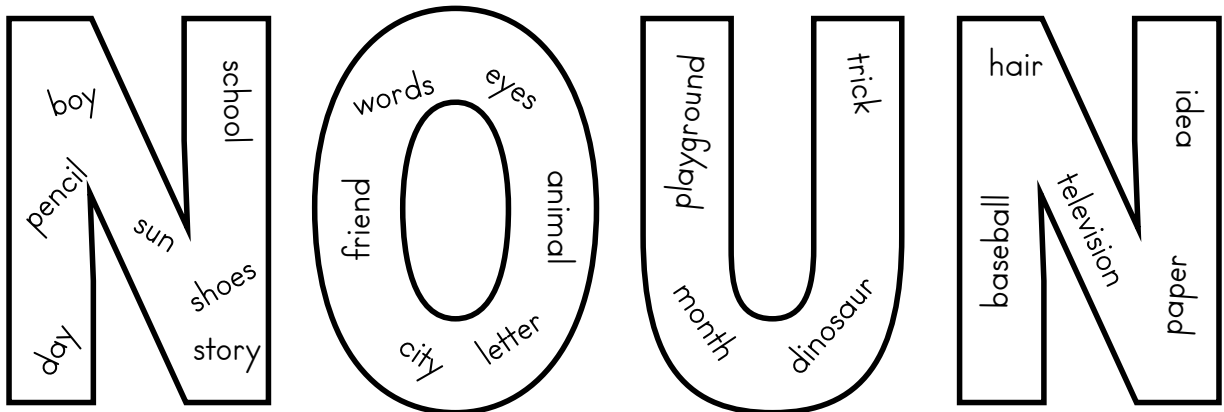
1. Enlarge the noun pattern letters on page 102 and copy them onto tagboard. (Make the letters as large as possible, one per tagboard, if you can).
2. Laminate the letters, if desired.

## Directions:

Remind children that nouns are words that name people, places, or things.

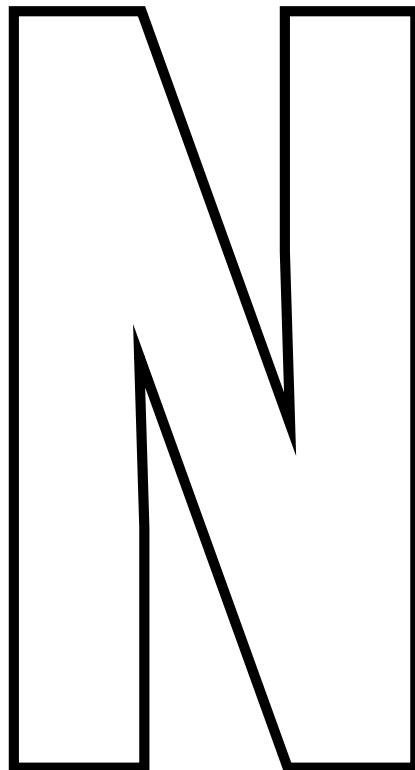

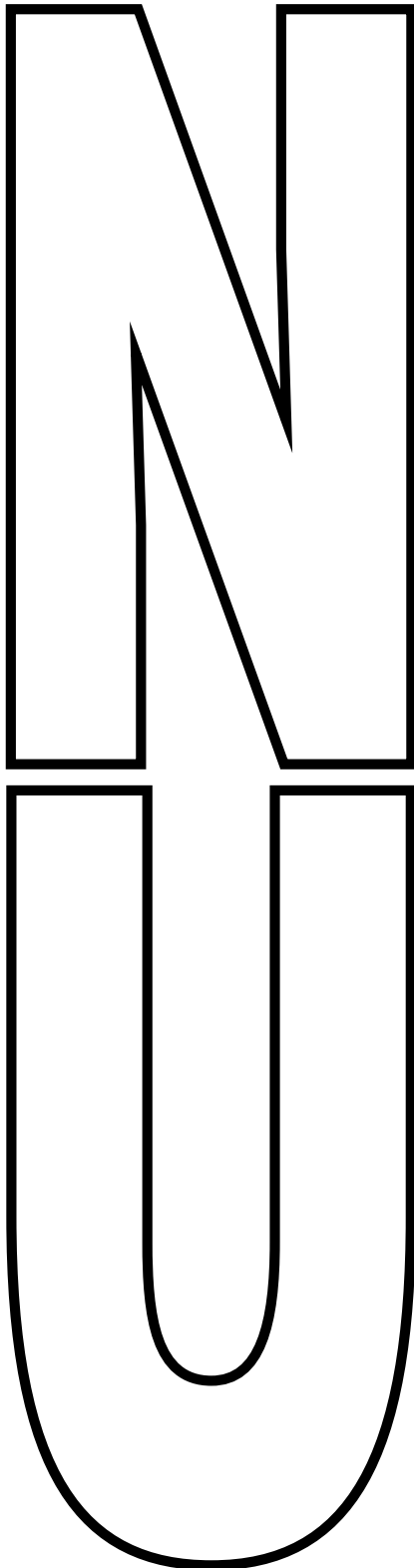
Pass out the noun sheet to each child. Have students cut out the letters and arrange them to spell NOUN. Then ask students to write as many nouns on the letters N, O, U, and N as they can in five minutes. At the end of five minutes, have the children share the words they wrote. Record their ideas on the large tagboard letters. Display the letters for the students' future reference.

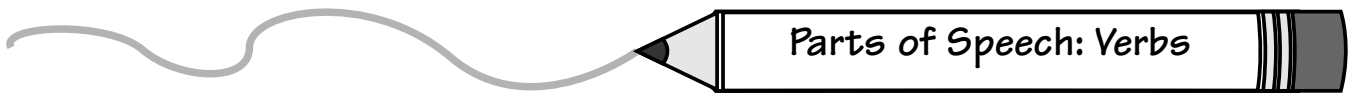
**Note:** If desired, tell the students ahead of time that this is a PIG activity. (It can be done with a Partner, Individually, or in a Group.)





## Noun-mania *(cont.)*





## Verb-mania

### Activity:

Students will list as many verbs as they can in five minutes.

(**Note:** If you completed the activities on pages 50–64, the activities on pages 103–107 will reinforce or extend those lessons. If you have not used any of the previous lessons, you may wish to review them to determine if any are necessary for your class before completing the following activities.)

### Materials:

- tagboard
- permanent markers
- verb sheet (page 104; 1 per student)
- pencils
- laminating machine (optional)
- scissors

### Preparation:

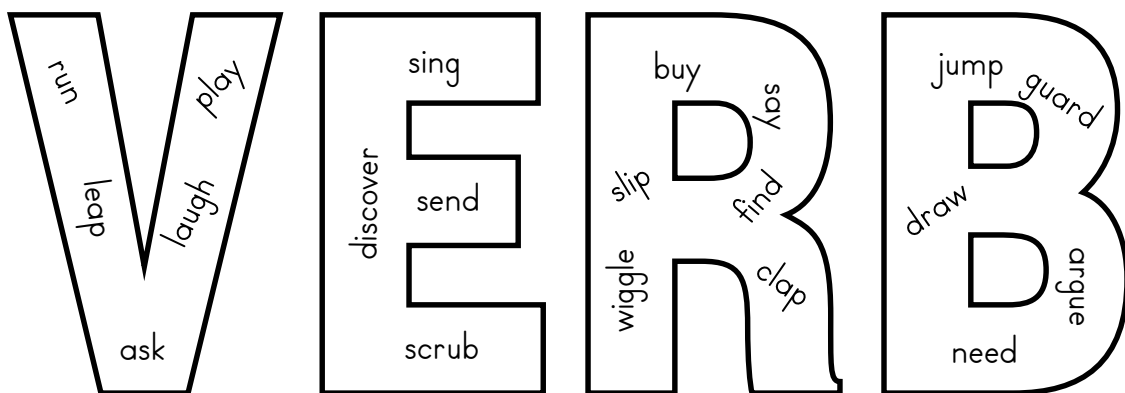
1. Enlarge the verb pattern letters on page 104 and copy them onto tagboard. (Make the letters as large as possible, one per tagboard, if you can.)
2. Laminate the letters, if desired.

### Directions:

Remind children that verbs are usually words that show action. They are words that tell what people, places, or things do.

Pass out the verb sheet to each child. Have students cut out the letters and arrange them to spell VERB. Then ask students to write as many verbs on the letters VERB as they can in five minutes. At the end of five minutes, have the children share the words they wrote. Record their ideas on the large tagboard letters. Display the letters for the students' future reference.

**Note:** If desired, tell the students ahead of time that this is a PIG activity. (It can be done with a Partner, Individually, or in a Group.)





## Verb-mania *(cont.)*

V

E

R

B