

Buffalo Hide

The Plains Indians of the United States depended on the buffalo (bison) for their existence. The buffalo provided clothing, food, robes, blankets, tools, rugs, fuel, and eating utensils. The Native Americans respected the buffalo and always gave thanks for their assistance in their way of life.

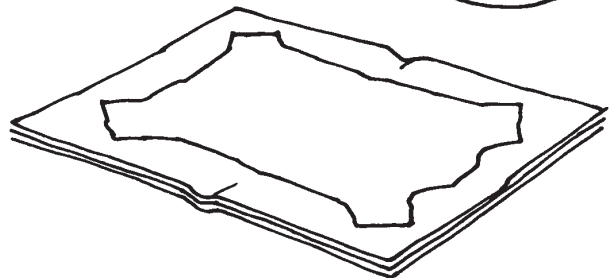
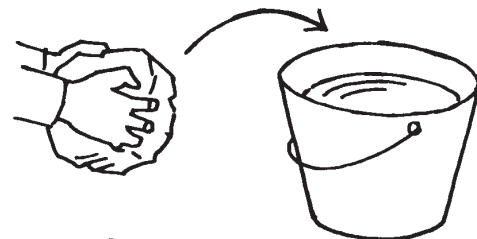
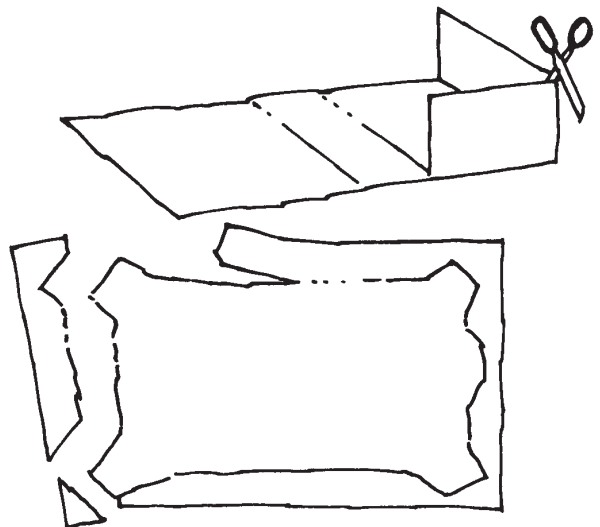

Oftentimes, stories would be recorded on buffalo skins. These stories were written in symbols known as pictographs (page 140).

Materials:


- large brown paper bag (1 per student)
- crayons
- light brown tempera paint
- bucket or sink full of water
- newspapers

Directions:

1. Cut along one seam of the paper bag to open the bag into a large piece of paper.
2. Using scissors or tearing (tearing looks more authentic), cut out a hide shape from the paper.
3. Using crayons and the pictograph samples on page 140, write a story on the bag. Be sure to press very hard onto the bag with the crayons.
4. In a bucket (or sink) of water placed on top of newspaper, dilute one cup (250 mL) brown tempera paint.
5. Lightly crumple the paper buffalo skin and immerse it in the tempera mixture.
6. Knead the hide gently to remove excess water.
7. Carefully open up the hide and lay it flat on newspapers to dry thoroughly.



Buffalo Hide (cont.)



clear weather



rain



snow




no rain



storm



sad



happy



help



war



peace



spring



summer



winter



sun



moon



star



tepee



camp



campfire



good



bad



Great Spirit



horse



horse tracks



man



woman



boy



girl



wise



river



mountains



lake



dancer



drum



turtle



eagle



fish



many fish



bear